

# Phonics Foundations™ Program

## PHASE ONE – Week 1

## Letter-Sound Relationship Focus /s/

**Lesson Objective** – To introduce and practise the letter-sound correspondence /s/.

**Introduce Flash Card** – Say 'Today we are learning a new sound'. Point to the sound card and say 'the sound this letter makes is /s/'. Ensure to always say the sound, and NOT the letter name. Ask your child to repeat the sound several times. **Resource 1.**

**Sing the Song** – 'Snake up a Tree' from *Phonics Foundations™ Song Book* with emphasis on the s sound and making the actions that go with the sound and song. Encourage your child to join in.

**Identify the Sound in Spoken Language** – Choose any simple book and emphasise the /s/ sound as you read. Encourage your child to listen for and repeat the sound. Pause occasionally to allow your child time to respond.


**Letter Formation** – Use your magic finger to trace over the large letter. Model correct formation slowly and in the correct direction. Have your child use their finger to trace the letter beside you. **Resource 2.**



**Identifying Sounds in Written Text** – Sit with your child and show them text of the Phonics Foundations™ Song. Sing the song again together, emphasising the focus sound and pointing them out. Help your child to colour or draw a mark around or over any of the /s/ sounds they can see, saying the sound as they go. **Resource 3.**

## Homework/Extension


**Activity Sheet** – Use this activity to practise the focus sound together if appropriate for your child. Help your child choose something that begins with the focus sound and assist them to say the sound as they draw. Encourage your child to trace over the sounds with their finger then a pencil. **Resource 4.**

SAMPLE ONLY

A large, bold, black letter 'S' is centered on the page. It is a simple, sans-serif font. The letter is positioned in the middle of the page, overlapping the diagonal watermark text.



SAMPLE ONLY



S, s, snake up a tree

S, s, snake up a tree


S, s, snake up a tree

I hope he won't get me!

sss (continuous sound)

---

Action – Place hands together  
and weave like a snake



Draw something beginning with the s sound.

Can you trace over the s sounds?

Tip - Always start at Number One (1) and follow the arrow!

